

CAPRICE MkV

THE FAMILY CRUISER THAT'S BEEN EVERYWHERE

The Caprice V is a 4-berth boat designed by Robert Tucker to offer the perfect combination of a family cruiser and an off-shore cruiser racer. She handles well under all conditions, having a stiff comfortable movement through the water, and has an envied reputation for being a dry boat in heavy weather. The Caprice will heave-to like a much larger vessel, and will sail herself for long periods with the helm lashed.

Her seaworthiness can be judged from the number which have crossed the Atlantic, even sailed round the world.

The laminated glassfibre Caprice has a round bilge, and can have either bilge keels or, for those fortunate to have a deep water mooring, a fin keel to give improved sailing performance particularly to windward. The twin bilge keels, together with the skeg, allow her to remain upright when aground, invaluable on tidal moorings. Both versions of the Caprice can be easily trailered, offering the possibility of lower running costs and opening up distant cruising grounds.

The Caprice owners association, a very active organisation, holds regular meetings and organises rallies. It can be of considerable benefit to both the newcomer to sailing and the experienced sailor, providing a wealth of knowledge and experience on this class of boat.

1.



1. Looking aft from the rear cabin, showing one of the quarter berths.

2. A cooker installed on the port side.

3. Forward from the rear cabin. The cut-away bulk-head obviates the need for a central mast support.

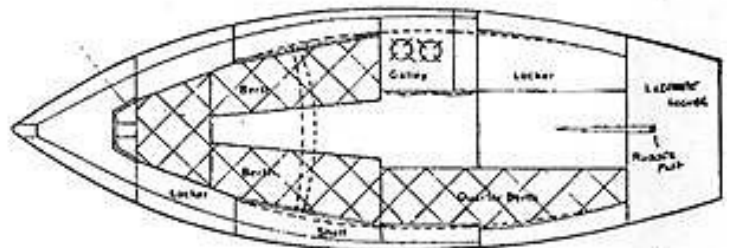
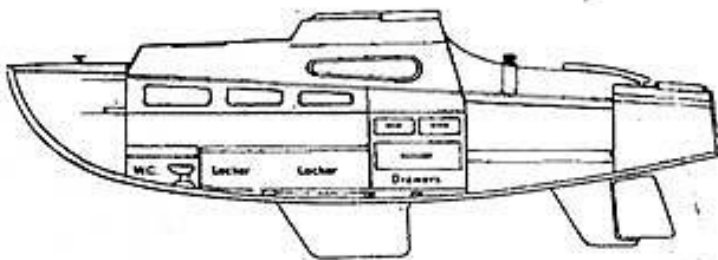
2.



3.



CAPRICE - MK II



CONSTRUCTION

The hull and superstructure are of high-quality, low maintenance glass fibre construction. The self-draining cockpit feeds out aft allowing a far deeper cockpit and coamings than would normally be associated with a boat of this size, providing both comfort and a useful safety factor. Considerable stowage space is provided in the aft locker, access being provided by means of a glass fibre hatch. On the fore deck there is a translucent hatch, which provides light to the fore cabin. The skag and rudder are both of glass fibre filled with polyurethane foam, whilst the rudder stock and tube are of non-corrosive materials and are fitted with easily replaceable nylon bearings. A non-slip surface is provided on all working areas.

ACCOMMODATION

Access to the cabin is provided by a sliding hatch and a companionway washboard which is fitted with a hasp and staple. The windows are set in aluminium frames to provide safety in the roughest of sea, and to give ample light in the cabin.

The standard internal layout has two cabins. The main bulkhead between them acts as a mast support to give an uncluttered interior. There are two berths in the fore cabin with lockers below, one of which is large enough to take a sea toilet. In the main cabin are two quarter berths with lockers below, and a moulded cooker and sink space. A water storage tank and pipework to a hand pump are fitted as standard.

ENGINE

A well and through-hull shute are provided to take an outboard engine. Most long shaft engines up to 10 h.p. are suitable. However, many craft have been successfully fitted with an inboard engine.

As well as being supplied as a complete boat this craft can be purchased in kit form or part built. In addition to making a useful financial saving you can have many hours of enjoyment in constructing your own boat. All the necessary parts including nuts, bolts, etc. can be supplied.

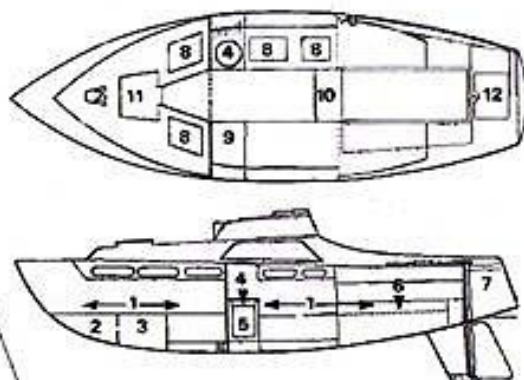
Specification

STANDARD EQUIPMENT

The Caprice has a masthead rig, with aluminium spars and roller reefing. Stainless steel rigging. Sails: main and working jib in terylene, complete with battens and bag. The running rigging is plated nylon and terylene and all deck fittings are made to a very high standard. These include stemhead roller, cleats and fairleads. Snubbing winches and sliding fairleads fitted with blocks are provided, as well as aluminium framed windows. Mahogany handrails and rubbing strake, laminated tiller.

CAPRICE MK V

	Bidge Keels	Fin. Keels
L.O.A.	19'	19'
L.W.L.	16'	16'
Beam	6'3"	6'3"
Draught	2'6"	3'6"
Ballast	700 lb	750 lb
Sails		
Main	70 sq. ft.	88 sq. ft.
Jib	75 sq. ft.	80 sq. ft.
Genoa	110 sq. ft.	120 sq. ft.



- 1 Berth
- 2 Chain Locker
- 3 Space for Sea Toilet
- 4 Sink and Hand Pump
- 5 Cupboard
- 6 Cockpit Sole
- 7 Aft Locker
- 8 Locker
- 9 Cooker Space
- 10 Step
- 11 Locker Mini Toilet
- 12 Outboard Well



PARK-HOLLAND LTD.

MARINE DIVISION

Yachthaven, Greenland Mills, Bradford-on-Avon, Wiltshire
Telephone: Bradford-on-Avon 2779